

← Instructions continue inside

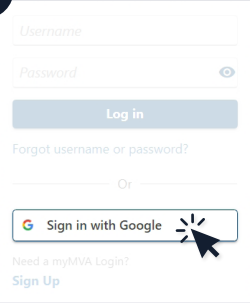
Create your myMVA account for online services

Sign in with your Google account

1 Visit mva.maryland.gov/online-services

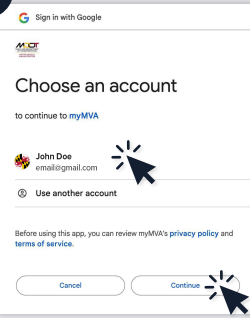


2



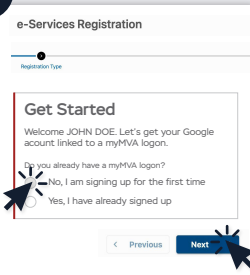
Click "Sign in with Google" in the login box.

3



Choose a Google account, then click "Continue."

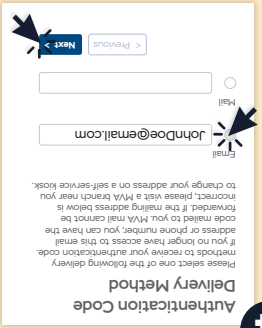
4



Select "No, I am signing up for the first time" & click "Next."

Instructions continue inside →

4



Authentication Code Delivery Method

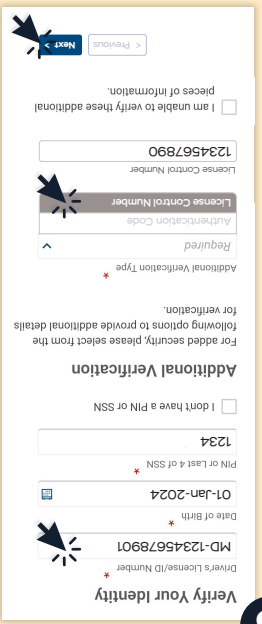
Please select one of the following delivery methods to receive your authentication code. If you no longer have access to this email address or phone number, you can have the code mailed to your MVA mail branch near you. If the mailing address below is incorrect, please visit a MVA Branch near you to change your address on a self-service kiosk.

Email Mail

Next < Previous >

Select how you prefer to receive your authentication code & click "Next." If you choose to receive a mailed authentication code, you will not be able to move forward until you receive the paper letter.

3



Verify Your Identity

Drivers License/ID Number *

Date of Birth *

Pin or Last 4 of SSN *

I don't have a PIN or SSN

For added security, please select from the following options to provide additional details for verification.

Additional Verification Type *

Authentication Code

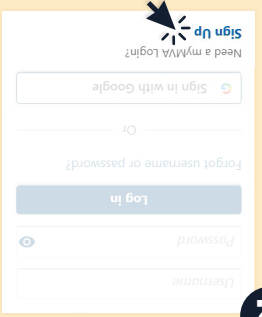
License Control Number

I am unable to verify these additional pieces of information.

Next < Previous >

Enter your info to verify your identity. For Additional Verification, select "License Control Number" & enter the number located with the barcode on the back of your driver's license/ID. Then click "Next."

2



Need a myMVA login? Sign Up

Sign in with Google

Forgot username or password?

Log In

Username

Password

Click "Sign Up" at the bottom of the login box.

1 Visit mva.maryland.gov/online-services



Create your myMVA account for online services

Google account sign-on instructions continued...

5

Enter your info to verify your identity.

For Additional Verification, select "License Control Number" & enter the number located with the barcode on the back of your driver's license/ID.

Then click "Next."

6

Review your info & click "Submit."

Enjoy the ease of your myMVA account!



Complete your transactions



Schedule an appointment



Submit applications



Review your correspondence

For assistance or issues:
410-768-7000 | feedback.mva.maryland.gov

For assistance or issues:
410-768-7000 | feedback.mva.maryland.gov

7

Review your info & click "Submit."

Then click "Next."

Select a secret question & enter the answer.

Choose your desired username & password.

9

Check your email for the verification code, enter it in the field, & click "Confirm."

Check your email for the verification code, enter it in the field, & click "Confirm."

Enter your contact info & click "Next."

5

Check your email/mail for the authentication code, enter it in the field, & click "Next."

Confirm the name/info on the screen is correct & click "Next."

Instructions continued...