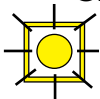


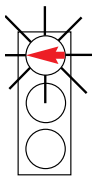
way is clear. If an alternately flashing red signal is located at a railroad crossing, you must come to a complete stop, even if you do not see a train, and proceed when the way is clear.

8. Flashing Yellow Signal



You must slow down and proceed with caution.

9. Flashing Red Arrow Signal



Come to a complete stop before reaching the stop line, crosswalk, or intersection and yield to all other traffic and to pedestrians. Proceed in the direction of the arrow when the way is clear.

10. Lane Use Signals

These signals are used to control traffic flow by reversing a lane's direction during different hours of the day. The lanes and their directions may be marked with signs, signals, and markings.



You must never drive in a lane under a red "X" signal.



You are permitted to drive in a lane under a green arrow signal.



A steady yellow "X" signal means a driver should move out of the lane as soon as safely possible.



A flashing yellow "X" signal or two-way left-turn arrows mean that a driver is permitted to use the lane for a left turn. It is likely that you will be sharing the lane with left-turning vehicles coming from the opposite direction.



B. Traffic Signs

Traffic signs use both symbols and word messages to convey information to road users. You should be able to quickly identify traffic signs by their shapes and colors as well as by the words, numbers, or the symbols on them.

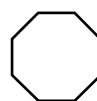
1. Sign Colors

The principal background color of a traffic sign can tell you at first glance what kind of information it has to offer.

-  a. **Red** - Prohibitive: Stop, yield, do not enter, or wrong way.
-  b. **Yellow** - General warning of what to expect ahead.
-  c. **White** - Regulatory: such as speed limit, keep right, and some guide signs.
-  d. **Orange** - Construction and maintenance work area warning.
-  e. **Green** - Guidance information: destinations, distances, and directions.
-  f. **Blue** - Road user services: such as food, gas, rest area signs.
-  g. **Brown** - Recreation and cultural interest areas.
-  h. **Fluorescent Yellow-Green** - School, pedestrian and bicycle signs.
-  i. **Fluorescent Pink** - Emergency traffic incidents.
-  j. **Black** - Certain regulatory signs, such as One Way signs, and changeable message signs.

2. Sign Shapes

The shape of a traffic sign can tell you as much about the sign's message as its color. In poor visibility conditions, such as heavy fog, you may be able to make out only the shape of a sign, which could convey valuable information.



a. Octagon: Stop

The octagonal (eight-sided) shape always means stop. You must come to a complete stop.



b. Triangle: Yield

Slow down and, if necessary, stop to give the right of way to vehicles and pedestrians.